



HF ALL BAND TRANSCEIVER

# IC-718



Icom Inc.



## Front mounted loud speaker

The IC-718 has a speaker mounted on the front panel. With the speaker facing the operator, audio sounds can be clearly heard without impediment during operation. It is no longer necessary to manually increase the volume to try and capture audio sounds.


## Superior basic performance

The IC-718 has 0.03–29.999999 MHz\* general coverage receive capability. A 4-element system is employed for the 1st receive mixer, providing superior receive IMD, especially from in-band near-by interfering signals. A well-designed double-conversion system to help minimize image and spurious responses for better signal fidelity, is also built-in. A newly designed PLL circuit has been adopted to improve C/N ratio characteristics. The combination of the 4-element system mixer and new PLL circuit allows superior basic performance as that of a commercial grade transceiver.

\*Guaranteed range: 0.5–29.999999 MHz

## Optional DSP capability

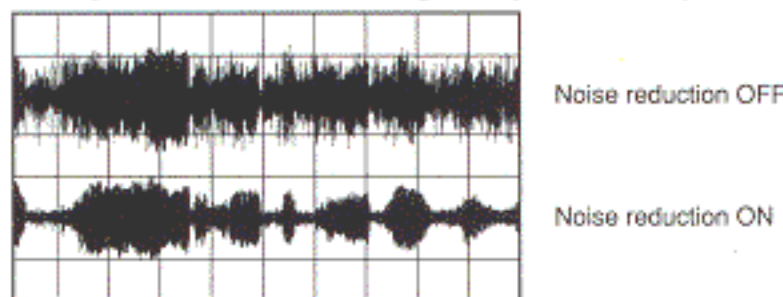
With the optional UT-106 installed you gain AF DSP capabilities. The DSP includes the following to give you superior receive quality in your shack, vehicle or during DX'pedition.



### Noise reduction:

Pulls desired AF signals from noise. Outstanding S/N ratio is achieved, providing clean audio in SSB and AM.

Comparison of receive signal speaker output



### Automatic Notch filter:

This automatically minimizes beat signals and heterodynes while preserving the receive signal. Also, the notch frequency is automatically adjusted to follow interfering beat signals—for example, reducing interference from RTTY signals during SSB operation.

## Interference rejection—IF shift

To reject interference, the IC-718 has an IF shift function which shifts the center frequency of the IF passband electronically to reduce adjacent interference.

## Microphone compressor

This feature compresses microphone audio input to increase average audio output level. The result is, that talk power is increased. The compression level is adjustable for your preference. This function is effective for long distance communication, or when propagation conditions are poor.

## RF gain control

RF gain control is combined with the squelch control. The RF gain adjusts minimum response receiver gain, and ignores signals weaker than the pre-set level—providing pleasant stand-by, or scanning.

## Ample CW features

An electronic keyer with a variable dot/dash ratio (2.8:1 to 4.5:1) control is built-in. By simply connecting a paddle, easy CW operation can be made. The CW pitch and the key speed are also variable from 300–900 Hz, 6–60 wpm, respectively. Of course, full break-in capability is available with the adjustable break-in delay.

## VOX operation

A VOX (voice operated transmission) is included with the IC-718. It provides hands-free operation by detecting audio signals from the microphone. It's easy!

# THE OR THE HF TR

The HF bands allow you to  
tances covering many km  
world. With the superior per  
such as wide dynamic range  
operation you will find makin  
rience the combination of th  
nology, along with the size  
will see the IC-718 will be t  
ever own.

## HF TRAN

# IC-





# IGIN OF NSCEIVER

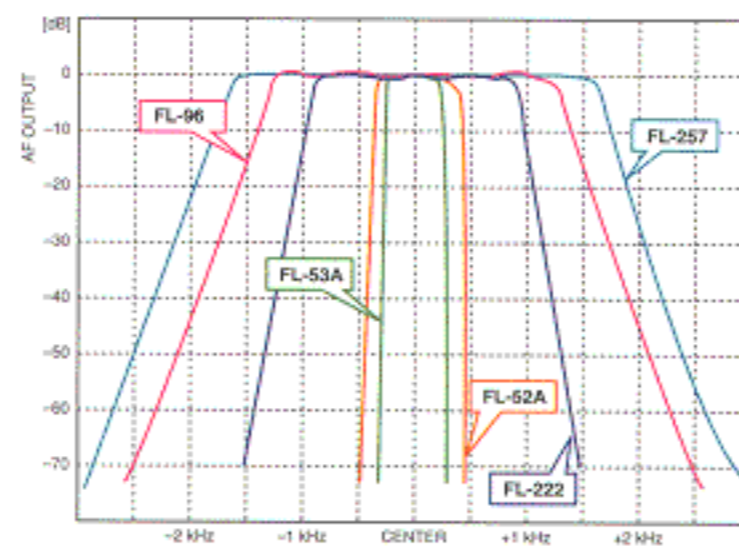
communicate over long dis-  
ven to the other side of the  
ormance found in the IC-718  
, high C/N ratio, and full duty  
g these contacts easy. Expe-  
e latest RF and digital tech-  
nd simplified operation. You  
e most practical rig you will

# CEIVER 718



## Flexible filter selection

An optional IF filter can be installed into the transceiver to suit your operating preference.



## High frequency stability

When the optional CR-338 HIGH STABILITY CRYSTAL UNIT is installed, you get a very high frequency stability of  $\pm 0.5$  ppm.



## Selectable antenna tuner

Either the AT-180 or AH-4 optional antenna tuner can be used with the IC-718 to suit your installing conditions, or operating style. Of course, the AH-4 control circuit is built into the IC-718.

## Simple operation

The IC-718 is equipped with a minimum number of switches and controls for superior feature selectability. The 10-key pad on the front panel to directly enter an operating frequency, or a memory channel number. The auto tuning steps function helps quick tuning activates when turning the dial quickly. And the band stacking register is very convenient when changing operating bands.

## Digital S/RF meter

Built-in multi functional digital S/RF meter indicates signal strength level while receiving, and either transmit output power, ALC level or VSWR ratio while transmitting.

## Optional voice synthesizer

A clear, electronically-generated voice announces operating frequency, mode and receiving signal strength level when the optional voice synthesizer unit, UT-102, is installed.

## Other features

- USB, LSB, CW, RTTY (FSK) and AM modes are built-in
- Level adjustable noise blanker
- RF attenuator and Pre-amplifier
- Variety of scanning function types
- Total 101 memory channels are available
- Hand microphone is supplied, and more...





**SPECIFICATIONS**

**GENERAL**

- Frequency range :
  - Rx 0.030–29.999999 MHz\*\*
  - Tx 1.800– 1.999999 MHz\* 3.500– 3.999999 MHz\*\*
  - 7.000– 7.300000 MHz 10.100–10.150000 MHz
  - 14.000–14.350000 MHz 18.068–18.168000 MHz
  - 21.000–21.450000 MHz 24.890–24.990000 MHz
  - 28.000–29.700000 MHz

\*Guaranteed range: 0.5–29.999999 MHz

\*\*varies according to version

- Mode : USB, LSB, CW, RTTY (FSK), AM
- No. of memory Ch. : 101 (99 regular, 2 scan edges)
- Frequency resolution : 1 Hz
- Frequency stability : Less than ±200 Hz from 1 min. to 60 min. after power ON. After that rate of stability less than ±30 Hz/hr. at +25°C (+77°F). Temperature fluctuations 0°C to +50°C (+32°F to +122°F) less than ±350 Hz

- Power supply requirement: 13.8 V DC ±15 % (negative ground)
- Current drain (at 13.8 V DC):
 

Receive	Stand-by	1.3 A
	max. audio	2.0 A
Transmit	max. power	20.0 A
- Operatable temp. range : -10°C to +60°C; +14°F to +140°F

- Antenna connector : SO-239 (50 Ω)
- Dimensions : 240(W)×95(H)×239(D) mm (projections not included)
- Weight (approx.) : 3.8 kg; 8 lb 6 oz
- ACC connector : 13-pin
- REMOTE connector : 2-conductor 3.5 (d) mm (1/8")

**TRANSMITTER**

- Modulation system :
  - SSB : Balanced modulation
  - AM : Low level modulation
- Output power :
  - SSB, CW, RTTY : 5–100 W
  - AM : 2–40 W
- Spurious emissions : Less than -50 dB below peak output power
  - \*spurious freq.; below 30 MHz: -50 dB, above 30 MHz: -60 dB
- Carrier suppression : More than 40 dB
- Unwanted sideband : More than 50 dB
- Microphone connector : 8-pin connector (600 Ω)
- KEY connector : 3-conductor 6.5 (d) mm (1/4")
- SEND connector : Phono (RCA)
- ALC connector : Phono (RCA)

**RECEIVER**


- Receiver system : Double-conversion superheterodyne
- Sensitivity (10 dB S/N) :
  - SSB, CW, RTTY : 0.16μV (1.8–29.999999 MHz)
  - AM : 13 μV (0.5–1.799999 MHz)
  - 2 μV (1.8–29.999999 MHz)
- SQL sensitivity : Less than 5.6 μV (SSB)
- Selectivity :
  - SSB, CW, RTTY : More than 2.1 kHz/-6 dB
  - AM : Less than 4.5 kHz/-60 dB
  - More than 6.0 kHz/-6 dB
  - Less than 20 kHz/-40 dB
- Spurious and image rejection ratio : More than 70 dB (1.8–29.999999 MHz)
- Audio output power : More than 2.0 W at 10% distortion with an 8 Ω load
- RIT variable range : ±1200 Hz
- PHONES connector : 3-conductor 6.5 (d) mm (1/4")
- EXT SP connector : 2-conductor 3.5 (d) mm (1/8") / 8 Ω

**Supplied accessories:**

- Hand microphone
- DC power cable
- Spare fuses

All stated specifications are typical and subject to change without notice or obligations.

**OPTIONS**



**IC-PW1 HF+50 MHz 1 kW HF LINEAR AMPLIFIER**  
Covers all HF and 50 MHz bands, provides clean, stable 1 kW output. Automatic antenna tuner and compact detachable controller are standard. 2 exciter inputs are available. (An optional OPC-599 is required.)



**AH-2b ANTENNA ELEMENT**  
For mobile operation with the AH-4. All bands between 7–30 MHz can be matched.



**AH-4 HF+50 MHz AUTO-MATIC ANTENNA TUNER**  
Covers 3.5–30 MHz with a 7 m (23 ft) or longer wire antenna.



**AT-180 AUTOMATIC ANTENNA TUNER**  
Compact, light weight antenna tuner.



**PS-85 DC POWER SUPPLY**  
Output: 13.8 V DC (20 A max.)



**SM-20 DESKTOP MICROPHONE**  
High quality desktop microphone. Includes [UP]/[DOWN] switches and low cut function.




**SM-8 DESKTOP MICROPHONE**  
Equipped with 2 connection cables. [UP]/[DOWN] switches are included.




**SM-6 DESKTOP MICROPHONE**  
Electret condenser-type desktop microphone.



**HM-36 HAND MICROPHONE**  
Same as that supplied.




**CT-17 CI-V LEVEL CONVERTER**  
For remote transceiver control from a PC equipped with an RS-232C port.



**CR-338 HIGH STABILITY CRYSTAL UNIT**  
Contains a temp. compensating heater for improved frequency stability. Frequency stability: ±0.5 ppm



**UT-102 VOICE SYNTHESIZER**  
Announces the operating mode, frequency and signal strength level, etc.

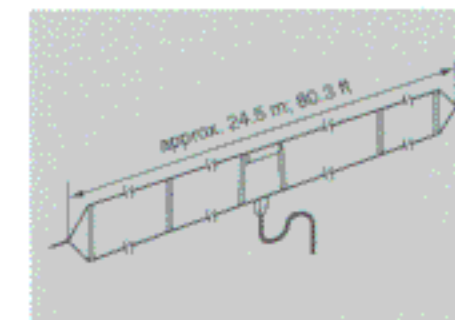


**UT-106 DSP UNIT**  
Provides AF DSP functions, such as noise reduction and auto notch.



**455 kHz FILTERS**  
Have good shape factor and provide you with better reception.

- FL-52A CW/RTTY narrow; 500 Hz/-6 dB
- FL-53A CW narrow; 250 Hz/-6 dB
- FL-96 SSB wide; 2.8 kHz/-6 dB
- FL-222 SSB narrow; 1.8 kHz/-6 dB
- FL-257 SSB wide; 3.3 kHz/-6 dB



**AH-710 FOLDED DIPOLE ANTENNA**  
Covers from 1.9 to 30 MHz band. Has a PL-259 connector. Easy to assemble (non-kink construction).

- SP-7 EXTERNAL SPEAKER
- SP-20 EXTERNAL SPEAKER
- SP-21 EXTERNAL SPEAKER
- OPC-599 ACC 13 PIN CABLE ADAPTER
- IC-MB5 MOBILE BRACKET
- MB-23 CARRYING HANDLE

**Icom Inc.**

6-9-16, Kamihigashi, Hirano-ku, Osaka 547-0002, Japan Phone: 06 6793 5302 Fax: 06 6793 0013 URL: <http://www.icom.co.jp/world/index.html>

**Count on us!**

**Icom America Inc.**

<Corporate Headquarters>  
2380 116th Avenue N.E., Bellevue, WA 98004, U.S.A.  
Phone : (425) 454-8155 Fax : (425) 454-1509  
URL : <http://www.icomamerica.com>  
<Customer Service>  
Phone : (425) 454-7619

**Icom Canada**

3071 #5 Road, Unit 9, Richmond, B.C., V6X 2T4, Canada  
Phone : (604) 273-7400 Fax : (604) 273-1900  
URL : <http://www.icomcanada.com>

**Icom (Australia) Pty. Ltd.**

A.C.N. 006 092 575  
290-294 Albert Street, Brunswick, Victoria, 3056, Australia  
Phone : 03 9387 0666 Fax : 03 9387 0022  
URL : <http://www.icom.net.au>

**Asia Icom Inc.**

6F No. 68, Sec. 1 Cheng-Teh Road, Taipei, Taiwan, R.O.C.  
Phone : (02) 2559 1899 Fax : (02) 2559 1874

**Icom (Europe) GmbH**

Communication Equipment  
Himmelgeister Str. 100, D-40225 Düsseldorf, Germany  
Phone : 0211 346047 Fax : 0211 333639  
URL : <http://www.icomeurope.com>

**Icom Spain S.L.**

Crta. de Gracia a Manresa Km. 14,750  
08190 Sant Cugat del Valles Barcelona, SPAIN  
Phone : (93) 590 26 70 Fax : (93) 589 04 46  
URL : <http://www.icomspain.com>

**Icom (UK) Ltd.**

Unit 9, Sea St., Herne Bay, Kent, CT6 8LD, U.K.  
Phone : 01227 741741 Fax : 01227 741742  
URL : <http://www.icomuk.co.uk>

**Icom France S.a**

Zac de la Plaine, Rue Brindejont des Moulinais  
BP 5804, 31505 Toulouse Cedex, France  
Phone : 561 36 03 03 Fax : 561 36 03 00  
URL : <http://www.icom-france.com>



Certificate Number Q14190

Icom Inc. (Japan), is an ISO9001 certification acquired company.

Your local distributor/dealer: